Report on Analysis of Students' Feedback on Curriculum Design & Review 2021-2022

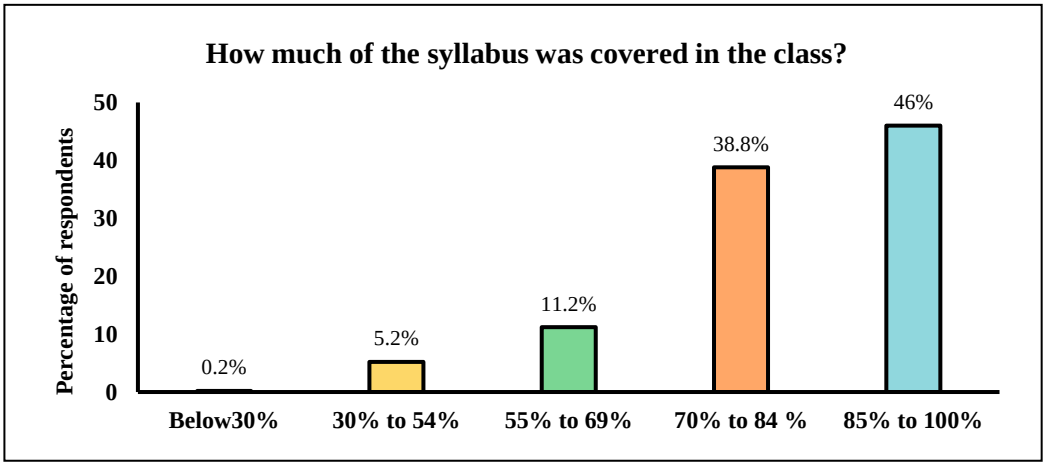

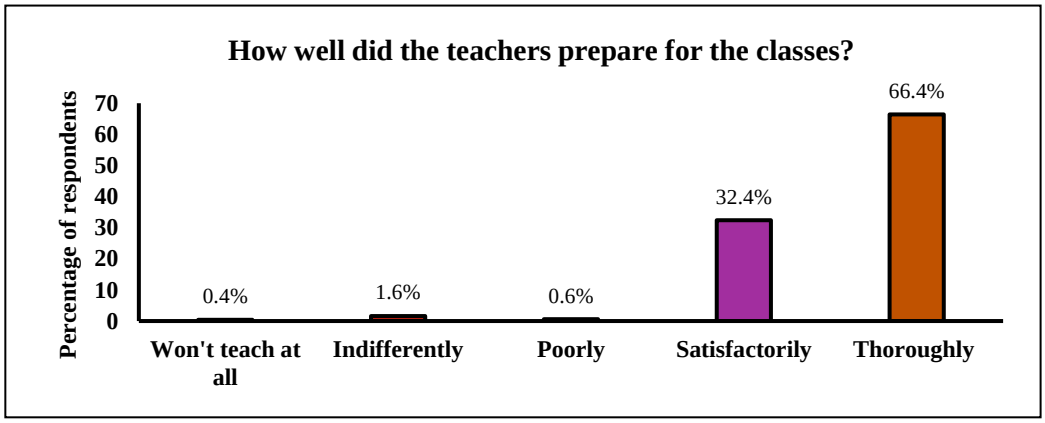

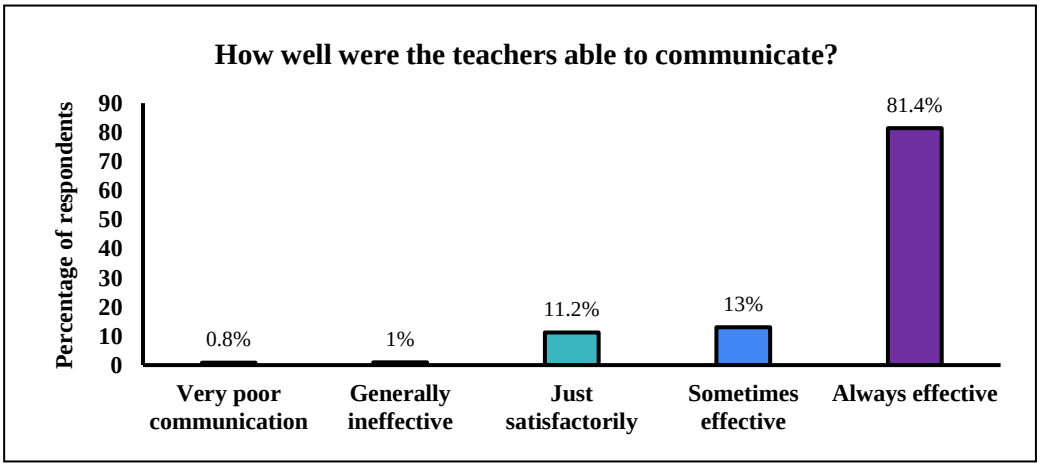

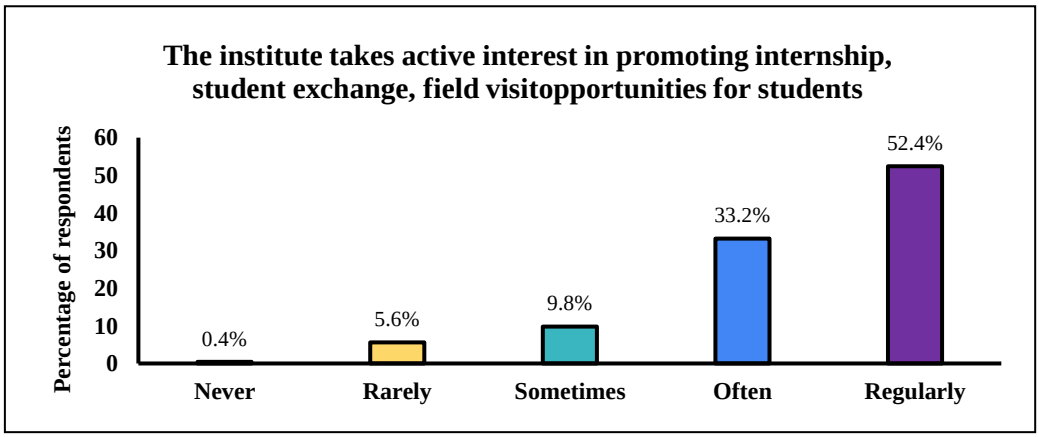

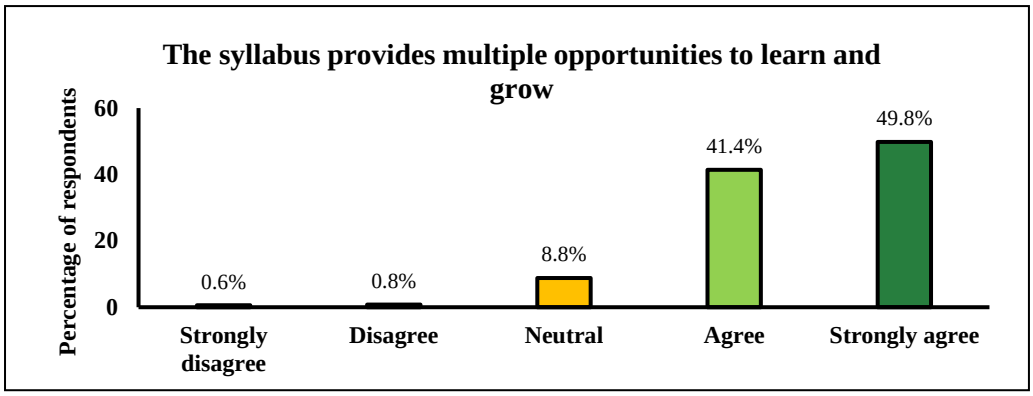
The syllabus provides multiple opportunities to learn and grow
Percentage of respondents
60
40
20
0
0.6%
0.8%
8.8%
41.4%
49.8%
Strongly disagree
Disagree
Neutral
Agree
Strongly agree

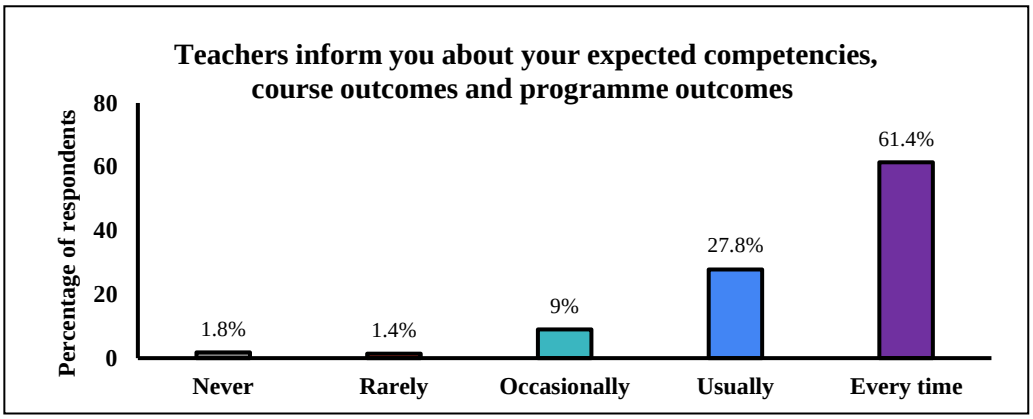
Teachers inform you about your expected competencies, course outcomes and programme outcomes
Percentage of respondents
80
60
40
20
0
1.8%
1.4%
9%
27.8%
61.4%
Never
Rarely
Occasionally
Usually
Every time

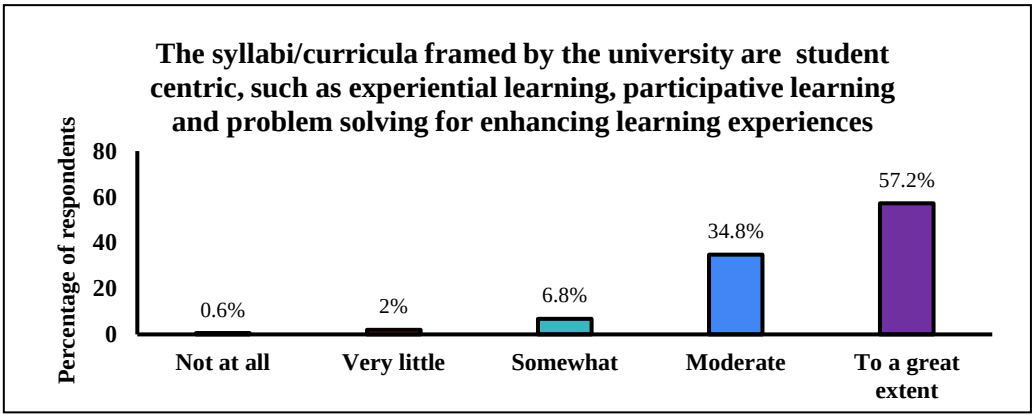
The syllabi/curricula framed by the university are student centric, such as experiential learning, participative learning and problem solving for enhancing learning experiences
Percentage of respondents
80
60
40
20
0
0.6%
2%
6.8%
34.8%
57.2%
Not at all
Very little
Somewhat
Moderate
To a great extent

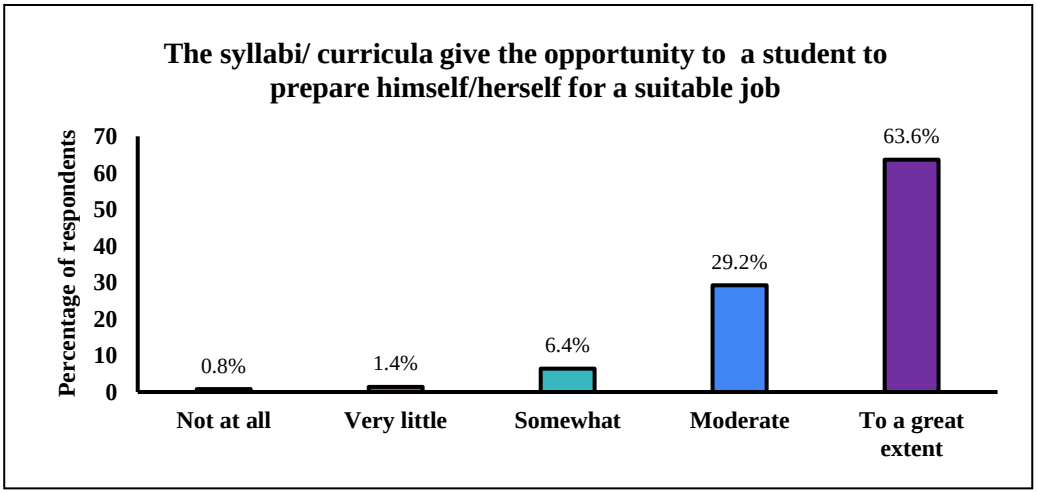
The syllabi/ curricula give the opportunity to a student to prepare himself/herself for a suitable job
Percentage of respondents
70
60
50
40
30
20
10
0
0.8%
1.4%
6.4%
29.2%
63.6%
Not at all
Very little
Somewhat
Moderate
To a great extent

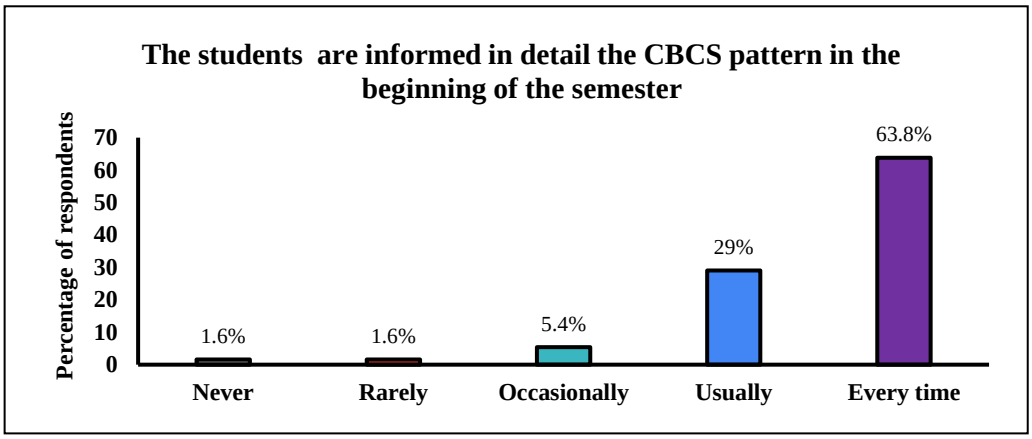
The students are informed in detail the CBCS pattern in the beginning of the semester
Percentage of respondents
70
60
50
40
30
20
10
0
1.6%
1.6%
5.4%
29%
63.8%
Never
Rarely
Occasionally
Usually
Every time

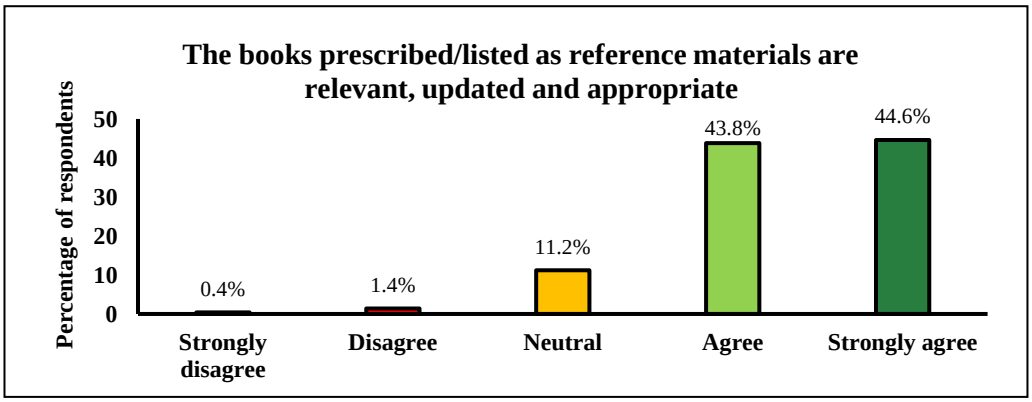
The books prescribed/listed as reference materials are relevant, updated and appropriate
Percentage of respondents
50
40
30
20
10
0
0.4%
1.4%
11.2%
43.8%
44.6%
Strongly disagree
Disagree
Neutral
Agree
Strongly agree

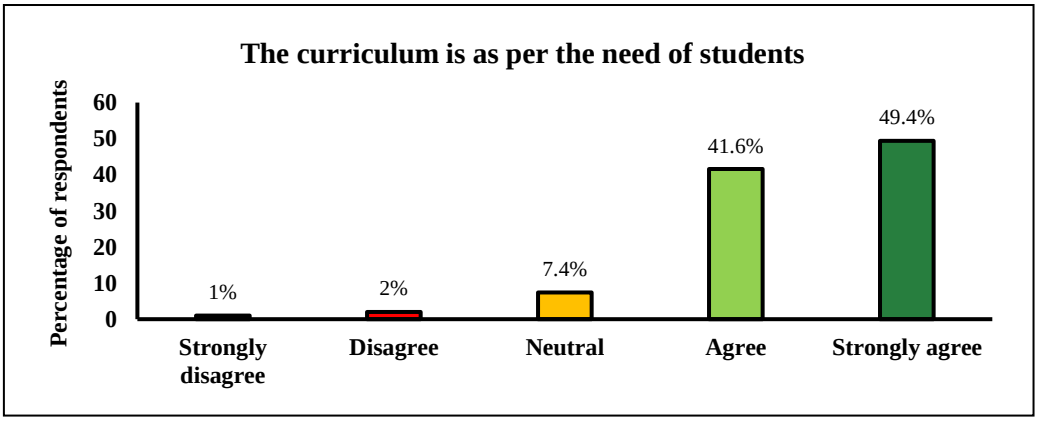
The curriculum is as per the need of students
Percentage of respondents
60
50
40
30
20
10
0
1%
2%
7.4%
41.6%
49.4%
Strongly disagree
Disagree
Neutral
Agree
Strongly agree

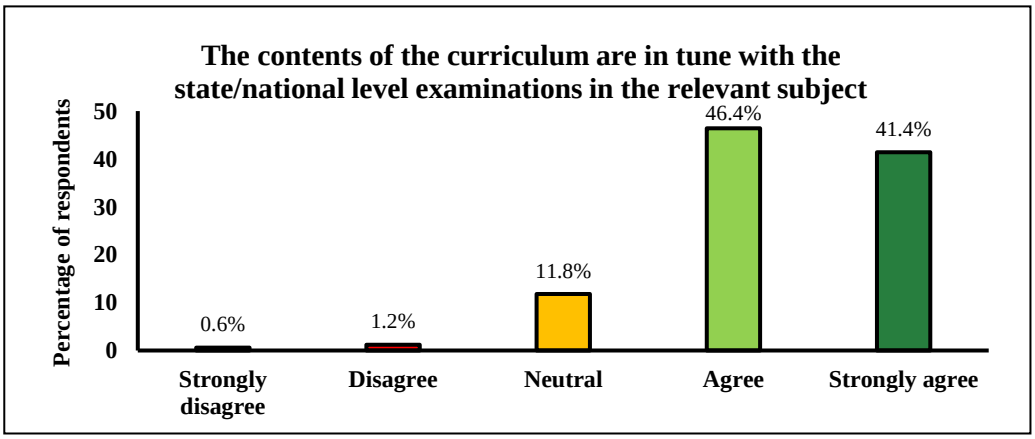
The contents of the curriculum are in tune with the state/national level examinations in the relevant subject
Percentage of respondents
50
40
30
20
10
0
0.6%
1.2%
11.8%
46.4%
41.4%
Strongly disagree
Disagree
Neutral
Agree
Strongly agree

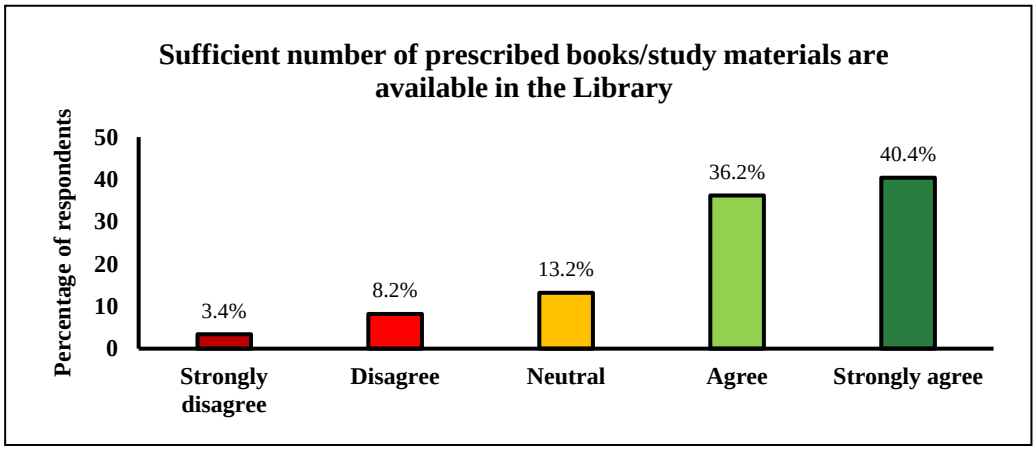
Sufficient number of prescribed books/study materials are available in the Library
Percentage of respondents
50
40
30
20
10
0
3.4%
8.2%
13.2%
36.2%
40.4%
Strongly disagree
Disagree
Neutral
Agree
Strongly agree

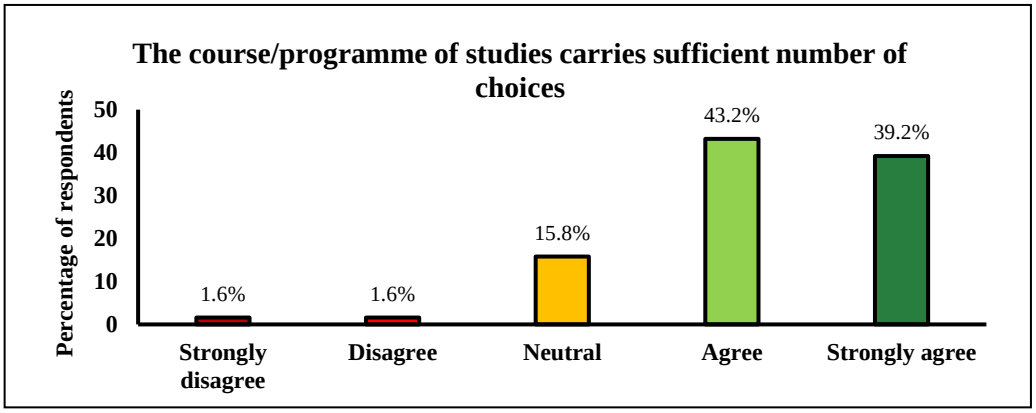
The course/programme of studies carries sufficient number of choices
Percentage of respondents
50
40
30
20
10
0
1.6%
1.6%
15.8%
43.2%
39.2%
Strongly disagree
Disagree
Neutral
Agree
Strongly agree

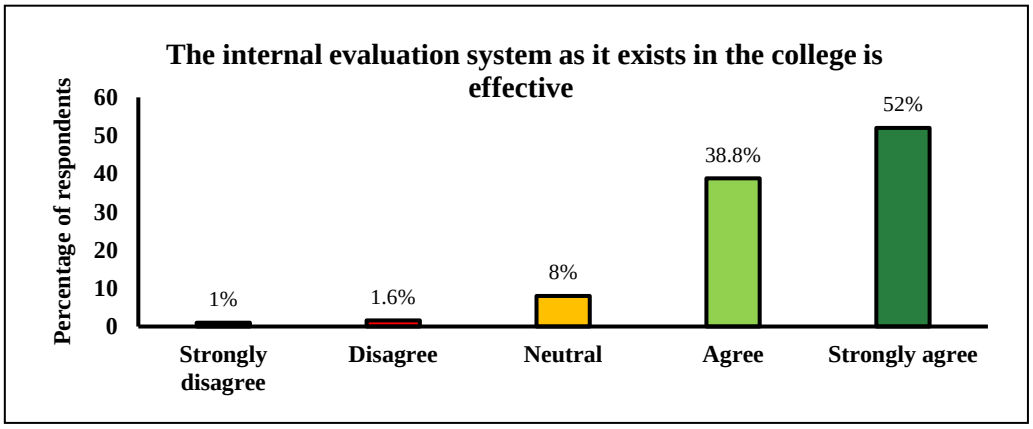
The internal evaluation system as it exists in the college is effective
Percentage of respondents
60
50
40
30
20
10
0
1%
1.6%
8%
38.8%
52%
Strongly disagree
Disagree
Neutral
Agree
Strongly agree

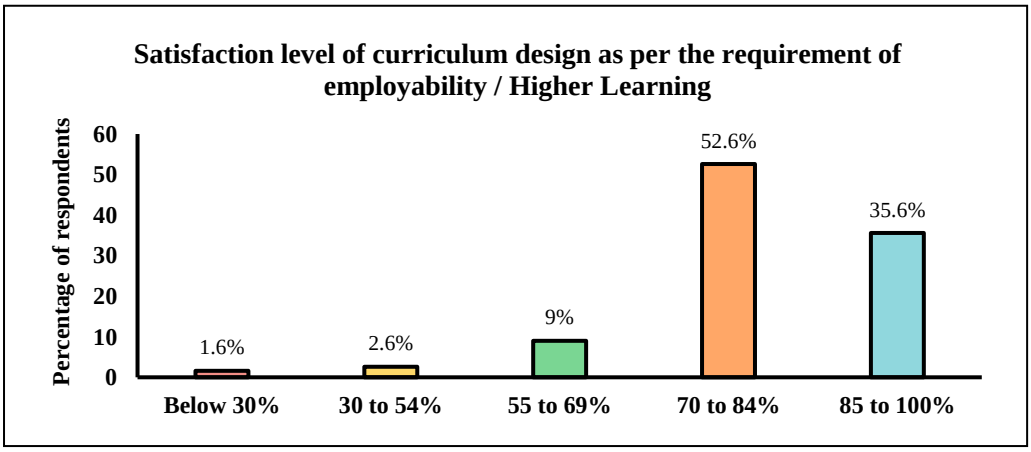
Satisfaction level of curriculum design as per the requirement of employability / Higher Learning
Percentage of respondents
60
50
40
30
20
10
0
1.6%
2.6%
9%
52.6%
35.6%
Below 30%
30 to 54%
55 to 69%
70 to 84%
85 to 100%

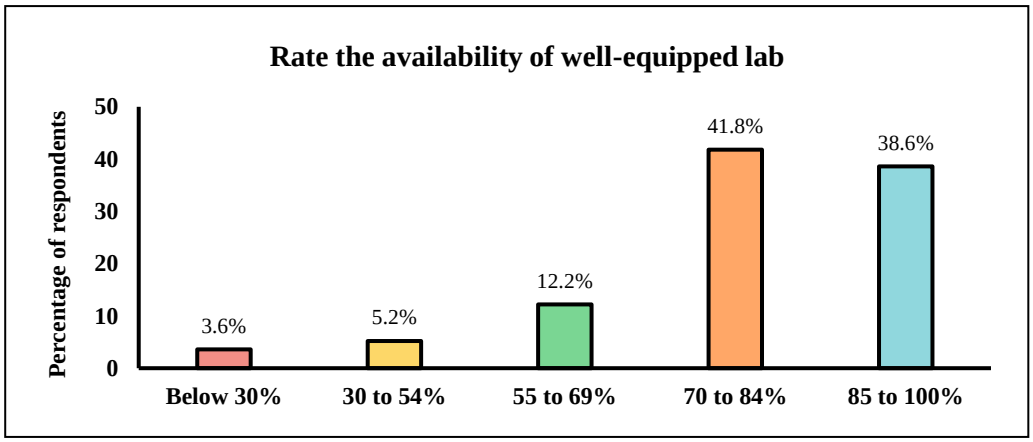
Rate the availability of well-equipped lab
Percentage of respondents
50
40
30
20
10
0
3.6%
5.2%
12.2%
41.8%
38.6%
Below 30%
30 to 54%
55 to 69%
70 to 84%
85 to 100%